

2025

MPUMALANGA BUDGET SUMMARY

Mpumalanga, A Province that Works for All



provincial treasury
MPUMALANGA PROVINCE
REPUBLIC OF SOUTH AFRICA



G20 SOUTH
AFRICA
2025





INTRODUCTION



Budget is a an annual statement that outline the expected revenue and projected expenditure during a specific financial year.

The purpose of the budget is to ensure that the provincial government has the resources it needs to stimulate economic growth and provide essential services like education and healthcare.

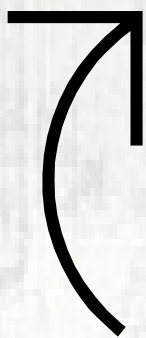
The MEC for Finance is required, in terms of section 27 (2) of the Public Finance Management Act (Act 1 of 1999), to table the budget and seek authorisation of the Provincial Legislature for the proposed spending plan for the year.

GOVERNMENT PRIORITIES



The Medium Term Development Plan (MTDP) guides the work of the Provincial Government.

The MTDP identified the following three strategic priorities to be implemented across the provincial departments, public entities and municipalities in the Province.



1

Driving Inclusive Growth and Job Creation

2

Reducing Poverty and Tackling the High Cost of Living

3

Building a Capable, Ethical and Developmental State



PROVINCIAL BUDGET

R66.185 billion



Total appropriated provincial administration's budget for the 2025/26 financial year

SOURCES OF BUDGET

NATIONAL ALLOCATION



- The Ministry of Finance tables the Division of Revenue Bill which set out the allocation of budget to the three spheres of government, and each of the provinces annually.
- The three main sources of the provincial budget are national receipts, in the form of equitable share and conditional grants, as well as revenue from provincial own collection processes.



Equitable Share
R 52.4 billion

80.2% of the total budget for 2025/26



Conditional Grants
R 10.4 billion

16.0% of the total budget for 2025/26

SOURCES OF BUDGET


PROVINCIAL OWN COLLECTION



**Provincial Own Revenue
R 3.6 billion**

3.3% of the total budget for 2025/26

The Provincial Own Sources of Revenue include fees, rates, taxes and interests, etc collected by departments and public entities at different service points.



Casino Taxes - R75 million



Liquor License fees - R13.9 million



Motor License Fees - R1.520 billion




Interests, Dividends and Rent on Land - R216.0 million



Horse Racing Tax- R1.425 billion

BUDGET ALLOCATION

PAYMENTS PER FUNCTION




Payments per function	R '000
General public services	R4.102 billion
Public order and safety	R2.144 billion
Economic affairs	R7.265 billion
Environmental protection	R164.7 million
Housing and community amenities	R1.304 billion
Health	R19.416 billion
Recreation, culture and religion	R812.2 million
Education	R29.097 billion
Social Protection	R1.877 billion



BUDGET ALLOCATION

VOTES



Office of the Premier
R493.8 million



Provincial Treasury
R647.4 million



**Cooperative Governance,
Human Settlements
and Traditional Affairs**
R2.360 billion



**Agriculture, Rural
Development, Land and
Environmental Affairs**
R1.615 billion



Education
R28.732 billion



**Economic Development
and Tourism**
R1.324 billion



**Public Works, Roads
and Transport**
R5.876 billion



**Community Safety,
Security and Liaison**
R2.144 billion



Health
R19.750 billion



**Culture, Sport and
Recreation**
R812.2 million




Social Development
R1.877 billion



Provincial Legislature
R549.1 million

SOURCES OF BUDGET

CONDITIONAL GRANTS (selection)



Education Infrastructure
R1.366 billion



**Health Facility
Revitalisation**
R474.1 million



**Provincial Roads
Maintenance**
R1.672 billion



**Expanded Public Works
Programme Integrated**
R42.5 million



**Community Library
Services**
R179.3 million



**Early Childhood
Development**
R152.2 million




**Comprehensive
Agricultural Support
Programme**
R178.6 million



BUDGET ALLOCATION

CLASSIFICATION PER VOTE



Departments		Compensation of Employees	Goods and Services	Transfers and Subsidies	Capital Assets
	Office of the Premier	R225.6 mil	R122.6 mil	R107.6 mil	R37.9 mil
	Provincial Legislature	R340.0 mil	R109.7 mil	R95.6 mil	R3.7 mil
	Provincial Treasury	R282.9 mil	R332.5 mil	R4.3 mil	R27.6 mil
	Co-operative Governance, Human Settlements and Traditional Affairs	R826.4 mil	R243.5 mil	R1.172 bil	R117.5 mil
	Agriculture, Rural Development, Land and Environmental Affairs	R802.1 mil	R538.2 mil	R17.6 mil	R257.5 mil
	Economic Development and Tourism	R195.0 mil	R103.9 mil	R982.3 mil	R42.8 mil
	Education	R22.428 bil	R3.123 bil	R1.838 bil	R1.341 bil
	Public Works, Roads and Transport	R1.329 bil	R2.118 bil	R1.208 bil	R1.219 bil
	Community Safety, Security and Liaison	R 894.7 mil	R1.224 bil	R4.2 mil	R21.1 mil
	Health	R12.466 bil	R5.542 bil	R139.8 mil	R1.602 bil
	Culture, Sport and Recreation	R281.5 mil	R211.4 mil	R214.4 mil	R104.8 mil
	Social Development	R1.011 bil	R301.2 mil	R460.8 mil	R103.9 mil

This image shows a blank sheet of white paper with horizontal green ruling lines. In the top right corner, there are three yellow sticky notes of varying sizes, slightly overlapping each other. The rest of the page is empty and ready for writing.

Mpumalanga Provincial Treasury

Physical Address:








Nokuthula Simelane
Building No.7 Government
Boulevard Riverside Park /
Extention 2 Mbombela 1200

Postal Address:



Private Bag X 11205
Mbombela Mpumalanga
Province 1200

Contact Details:

 013 766 4437
 013 766 9449
 <http://treasury.mpg.gov.za>
 Mpumalanga Treasury
 @MPTreasury

